



How to be a Leak Detective!

A water leak around the house, for example from a tap, shower, or toilet, can waste an awful lot of water. For example, **a leaky tap can waste around 4 litres of water per day**, which is a huge 1,424 litres of water per year!

A leaking toilet can waste up to 400 litres of water per day, which is **the same as five full bathtubs every day!!**

By becoming a leak detective you could help to save water, which means that you are helping your family to save money, you are helping the environment and the wild animals that also rely on water from rivers and lakes, and you are making sure that there is **enough water to go around** for the other people who need it.

Just follow the simple steps on these pages to become a leak detective today!





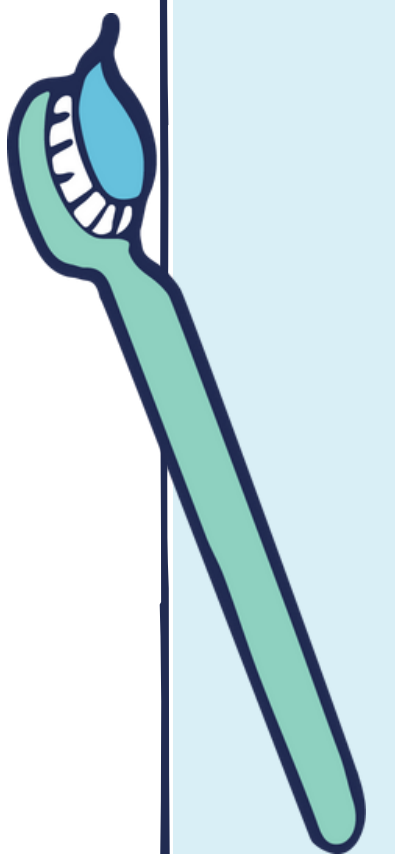
The Water Meter


A water meter measures the amount of water that your household is using. Not every household is on a water meter, but if yours is, ask a parent to show you how to read your water meter, and write down what number it is on.

TIP: *If you live in a house your water meter might be just outside, under a small cover in the ground. Or it might be indoors, most likely under the kitchen sink.*

Once you have written down the meter reading, make sure that nobody uses the water for a couple of hours, or overnight.

Go back and check the water meter. If the numbers have moved it means that you probably have a leak! Tell your parents so that they and you can investigate further!






The Loo

To check for a **leaky loo**, ask a parent if you have any food dye in the kitchen cupboards. Get them to help you put a few drops of the dye (any colour will do!) into the toilet cistern. Wait for 30 minutes, and make sure that nobody uses the loo in that time.


After half an hour look inside the toilet bowl. If the water has been stained by the food dye, then you have a leaky loo!

TIP: *If you don't have any food dye to hand, you can check for a leak by wiping the back of the pan dry and placing a dry square of toilet paper against it. If the paper is wet after a couple of hours then you have a leaky loo!*



Taps

Check all the taps around your house and garden to make sure that none of them are dripping. Write down the location of any leaky taps or draw a map and mark the spot with an X!



Congratulations!

If you completed all the steps above you are now a certified leak detective!

Tell a parent about your findings and print out this page as your official Leak Detective certificate!



This is to certify that:

is an official Leak Detective

waterwise